



**DALHOUSIE
UNIVERSITY**

Sexualized Violence Policy Data – Public Release

Academic Year – 2018/19
Prepared September 2020

This data was presented to Dalhousie's President's Advisory Council on Sexualized Violence in December 2019.

Dalhousie Human Rights & Equity Services
<http://www.dal.ca/HRES>
HRES@dal.ca

INTRODUCTION

Data represented in this report is collected and maintained by Dalhousie University's Human Rights & Equity Services (HRES). It should be noted that the data is limited to reported incidences of sexualized violence to HRES and sexual assaults disclosed to Residence Life and Security Services. As documented on the Canadian Department of Justice website, sexual assault is among the crimes which are least likely to be reported to the police, finding 78% of sexual assaults go unreported.¹

This data is reported because it is a requirement that HRES presents an annual account to the Dalhousie President's Advisory Council on Sexual Violence. While HRES abides by this policy, the office has a victim-centered approach and the sexual violence advisor's primary responsibility, goal, and training is to provide service to victim/survivors of sexualized violence.

Within this understanding, the information presented in this document is limited in its analyses and scope and may not accurately reflect the breadth of sexual violence one might experience at Dalhousie. Further, the total number of cases is relatively small for valid quantitative analyses, to discern reliable patterns, and for generalizability, and can lead to biased conclusions.

Nevertheless, the Office of the Vice-Provost, Equity & Inclusion recognizes that for a proper assessment of sexualized violence at Dalhousie there is the need for broader research, data analyses, and disaggregation to capture the gaps that HRES data and cases cannot address.

Data represents the 2018-19 Academic Year.

The first section of this document serves to fulfill the reporting requirements of Dalhousie's Sexualized Violence Policy, as outlined on page 8, **Section E.5.:**

Annual Reporting by Human Rights and Equity Services: At the end of each academic year, the Vice-Provost Equity and Inclusion will deliver an annual report to the Senate and Board of Governors, through the President's Advisory Committee on Sexualized Violence, which will include:

- a.** the number of Disclosures and Reports;
- b.** a representation of the Reports by type (Complainant or University-Initiated);
- c.** representation of the Reports by kind of outcomes (e.g., dismissal of Reports, Non-Investigative Stream, Investigative Stream);
- d.** a representation of Investigation Stream outcomes (e.g., no finding or finding of sexualized violence);
- e.** a representation of the sanctions applied as a result of a finding that an act of Sexualized Violence was committed.

The Report will be made available to Members of the University Community.

Cases are recorded based on the academic year in which the case was initially reported and logged in the university's secure and confidential database, separate from academic and employee records.

The Chart below represents, in total number, data relating to **Section E.5a, b, and c.**

5a. Our data captured a total of 81 Disclosures received throughout the academic year, making up the majority of the 95 total cases; 9 Reports were submitted; the additional 4 Inquiries represent

¹ https://www.justice.gc.ca/eng/rp-pr/csj-sjc/ccs-ajc/rr06_vic2/p3_4.html

communications inquiring about reporting but not engaging with the office. **5b.** Of these 9 Reports, 6 were Complainant-Initiated, while 3 were University-Initiated. **5c.** Of the 9 total Reports, 2 were Investigative Stream, 7 were Non-Investigative Stream, 0 were dismissed.

Table 1 Reports by Type

Disclosures	Anonymous Disclosure	3
	Disclosure	52
	Third Party Disclosure	24
Informal	Informal	3
Inquiry	Inquiry	4
Reports	Investigative Report	1
	Non-Investigative Report	4
	Report - Visitor	1
	University Report - Investigative	1
	University Report - Non-Investigative	2
Grand Total		95

A note regarding Investigative Stream and Non-Investigative Stream Report options:

The Sexualized Violence Advisor, in consultation with the appropriate Vice-Provost, determines whether the Report should proceed under the Investigative Stream or Non-Investigative Stream. In making that determination, we consider the voluntary participation of the Respondent.

Non-Investigative Stream Reports are addressed without an investigation through remedial, educational and/or restorative outcomes.

Investigative Stream Reports are investigated by an Investigator and where disciplinary, remedial educational and/or restorative outcomes may result.

Section E.5d. a representation of Investigation Stream outcomes (e.g., no finding or finding of sexualized violence).

Both Investigations resulted in findings.

Table 2 Investigative Stream Outcomes

Investigative Stream Outcomes

Finding	2
---------	---

Section E.5e. a representation of the sanctions applied as a result of a finding that an act of Sexualized Violence was committed.

The following sanctions were imposed:

- mandatory training and education;
- denial of specified privileges or imposition of certain conditions upon the Respondent, which may include but are not limited to restricting access to Dalhousie property, equipment or resources, and not being permitted to register in any classes the Complainant is enrolled, for a specified period of time;
- suspension of the student from Dalhousie for a specified period of time.

Human Rights & Equity Services

Macdonald Building, floor 4 | 6300 Coburg Road | PO Box 15000 | Halifax NS B3H 4R2 Canada

902.494.6672 | Fax: 902.425.1207 | www.dal.ca/HRES

DAL.CA

Additional data reported to the Advisory Committee:

Below is a representation of case totals per term, per Academic year (Academic years are displayed where 2018 is Sept 2017 – Aug 2018). The increase in reported cases in all terms during the 2018-19 academic year is attributed to the implementation and awareness of Dalhousie's new Sexualized Violence Policy, which came into effect on Sept. 1, 2018. The increased case totals in Fall 2019 (displayed as 2020) is attributed to the increased awareness surrounding the supports provided under the newly implemented Policy. It should be noted that the case totals for the Fall 2019-20 Academic year might increase due to this data being collected on Dec 2, 2019).



Figure 1 Reports per Term

People of all genders can be subjected to sexual violence. However, sexual violence is more commonly experienced by: Women and girls, & Transgender, gender non-conforming, non-binary and Two-Spirit people². Women were more likely than men to have been sexually assaulted or have experienced unwanted sexual behaviour in public, unwanted behaviour online, or unwanted behaviour in the workplace³.

The stacked bar graphs below displays Complainant and Respondent gender as reported to HRES staff during their initial intake. (*Note: when the individual's self-identified gender was not disclosed upon Intake, the individual's data from Banner was used; however Banner only reflects male, female, not given*). As displayed visually in the bar below, the majority of Complainants seeking support from HRES are female-identified, while Respondents are Male-identified. Complainants were 88% female, 12% male; with Respondents 92% male, 6% female, and 2% not given.

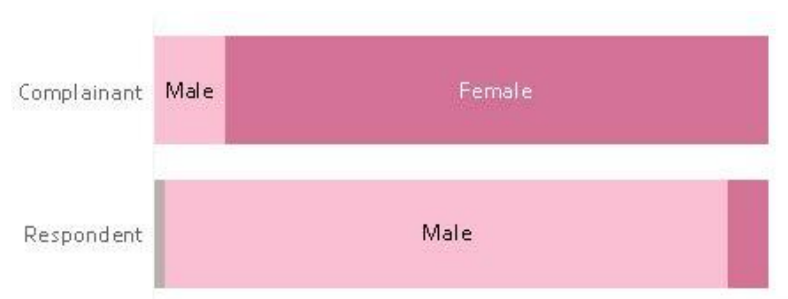


Figure 2 Gender of Complainants and Respondents

² <https://nscs.learnridge.com/wp-content/uploads/2017/05/Sexual-Violence-An-Introduction.pdf>

³ <https://www150.statcan.gc.ca/n1/pub/85-002-x/2019001/article/00017-eng.htm>

The colourful bar graph below displays a representation of the Complainant's and Respondent's affiliation to Dalhousie University represented as a total number. (UG = Undergraduate Degree Program, GR = Graduate Program, "External" includes anyone without an affiliation to Dalhousie (ie Visitor to Dalhousie property, someone known to them outside Dalhousie, etc).

Disclosures don't require a complainant to divulge the particulars of their case, therefore the total number of respondents identified can remain reduced.

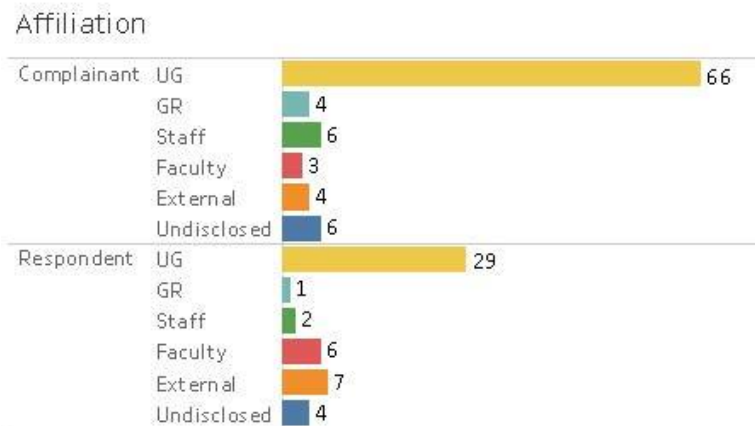


Figure 3 Affiliation of Complainants and Respondents

Below is a per capita representation of the complainants' affiliation to Dalhousie relative to the overall population of their affiliated group, displayed as a 4-year trend. Populations as of December 1st each year include the following definitions, see Table 3 Reporting Rate Detail for more information.

- Full-time and part-time undergraduate (UG) and graduate (GR) student enrolment, excluding those registered at the University of King's College.
- Faculty are professors, lecturers, and instructors with a total full-time equivalent (FTE) of 50% or greater who can potentially teach i.e., Dalhousie Faculty Association (DFA), non-union, and medicine continuing full time (not CUPE or unpaid).
- Full-time and part-time staff positions.

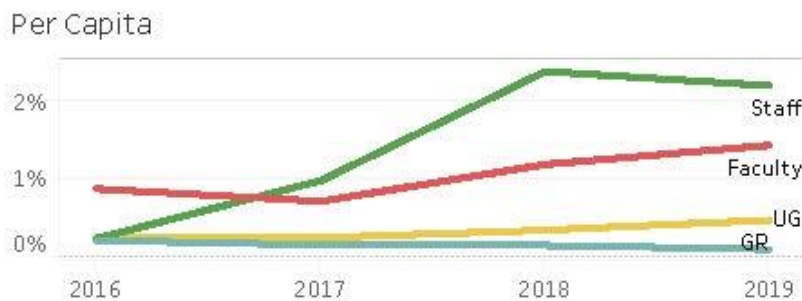


Figure 4 Complainants per Capita

Human Rights & Equity Services

Macdonald Building, floor 4 | 6300 Coburg Road | PO Box 15000 | Halifax NS B3H 4R2 Canada

902.494.6672 | Fax: 902.425.1207 | www.dal.ca/HRES

DAL.CA

Table 3 Reporting Rate Detail

		UG	GR	Staff	Faculty
2017	Distinct count of Cases	63	17	89	43
	Population	14,832	3,991	2,135	1,261
	per Capita	0.4%	0.4%	4.2%	3.4%
2018	Distinct count of Cases	82	15	144	51
	Population	14,663	4,183	2,127	1,258
	per Capita	0.6%	0.4%	6.8%	4.1%
2019	Distinct count of Cases	138	19	132	66
	Population	14,846	4,302	2,124	1,250
	per Capita	0.9%	0.4%	6.2%	5.3%

Below is a visual representation of incident location; the dark-blue bar (left-side) represents incidents that have taken place on the Dalhousie campuses, making up 52% of all disclosed location. The lighter teal blue bar (middle) is off-campus incidents at 41%; while the palest blue bar (right-side) is undisclosed locations at 7%.

Off-campus represents any location outside the boundaries of the University campuses in Halifax and Truro, and includes out of province or country locations. Any Dalhousie University owned or leased buildings and office space outside of the boundaries of University campus, but acquired for the purpose of University activities, would be considered On Campus for the purpose of this report (ie the Office of Advancement located at 6389 Coburg Road, 4th floor is considered On Campus).

Disclosures don't require a complainant to divulge the particulars of their case, therefore locations can remain Undisclosed.

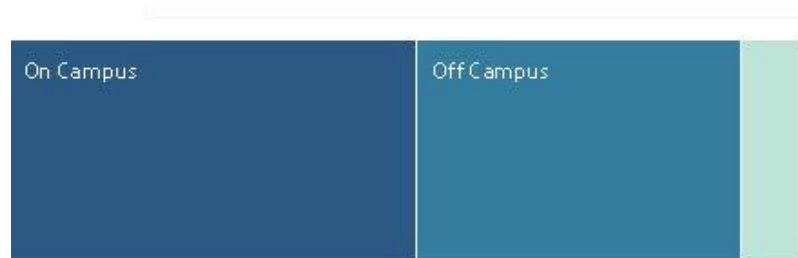


Figure 5 Reports by Location

HRES is aware of 11 Complainants that have also reported their experience of sexualized violence to Halifax Regional Police or RCMP.

All media inquiries should be directed to Janet Bryson, Associate Director of Media Relations, Dalhousie University. Phone: 902-494-1269, email: janet.bryson@dal.ca

All data reported above has been collected and maintained by Human Rights & Equity Services, Dalhousie University. Phone: 902-494-6672, email: HRES@dal.ca

Human Rights & Equity Services

Macdonald Building, floor 4 | 6300 Coburg Road | PO Box 15000 | Halifax NS B3H 4R2 Canada

902.494.6672 | Fax: 902.425.1207 | www.dal.ca/HRES

DAL.CA